



District Report Card: 2017


State: Assam	District: Goalpara
Class: 5	Subject: Language
Schools: 56	Students: 1030


Participation/Coverage


Students

<div>GENDER</div> <div></div>	Boys		Girls	
	Number	%	Number	%
	484	46.99	546	53.01

<div>AREA</div> <div></div>	Rural		Urban	
	Number	%	Number	%
	973	94.47	57	5.53

<div>CATEGORY</div> <div></div>	SC		ST		OBC		GEN	
	Number	%	Number	%	Number	%	Number	%
	42	4.08	34	3.30	11	1.07	943	91.55

<div>CWSN</div> <div></div>	LD	VI	HI	S&LD	ID	Oth
	1	1	2	1	21	0

<div>Management</div> <div></div>	Government		Government-aided	
	Number	%	Number	%
	1030	100.00	0	0.00

Average Performance of Students in Language (%)

Overall	Gender		Area		Management		Social Group			
	Male	Female	Rural	Urban	Govt.	Aided	SC	ST	OBC	GEN
55.39	54.26	56.40	56.27	40.47	55.39	0.00	43.33	63.92	44.24	55.75

Performance on Learning Outcomes (LOs)

Learning Outcomes	Description	Average Performance(%)
L504	Reads and comprehends independently storybooks, news items/ headlines, advertisements etc.	58.25
L508	Reads text with comprehension, locates details and sequence of events	53.96

Range of Performance of Students who Answered Correctly							
Below 30%		30% - 50%		50% - 75%		Above 75%	
Number	%	Number	%	Number	%	Number	%
131	12.72	265	25.73	467	45.34	167	16.21

Lowest Performing Learning Outcomes (LOs)

- 1 - Reads text with comprehension, locates details and sequence of events (53.96)
- 2 - Reads and comprehends independently storybooks, news items/ headlines, advertisements etc. (58.25)